

ACC ATHLETICS



J DIVISION

30 AUGUST 2023

WA ATHLETICS STADIUM

PARTICIPATING SCHOOLS



Australian Christian College

AUS

Predominantly navy singlet or polo with white stripe on side.
Navy shorts with a white stripe.



Cornerstone Christian College

CCS

Red, black and white.



Edmund Rice College

ERC

Black, red & white college top; black shorts/skirt.



Esperance Anglican Community School

EAS

Sky blue polo and navy blue shorts.



Heritage College

HCP

Sky blue polo shirt with HCP logo. Navy shorts with gold stripe.



International School of WA

IWA

Royal blue.



Salvado Catholic College

SAL

Red shirt and grey shorts.



Southern Hills Christian College

SCC

Black and white.



St Mary Star of the Sea

SMA

Blue & maroon top; black/navy shorts/leggings.

LANE AND TRIES ORDER

	Lane 1	Lane 2	Lane 3	Lane 4	Lane 5	Lane 6	Lane 7	Lane 8	Lane 9
1500 m	SCC	SMA	SAL	IWA	ERC	HCP	AUS	EAS	CCS
200 m	CCS	SCC	SMA	SAL	IWA	ERC	HCP	AUS	EAS
800 m	EAS	CCS	SCC	SMA	SAL	IWA	ERC	HCP	AUS
400 m	AUS	EAS	CCS	SCC	SMA	SAL	IWA	ERC	HCP
Relay	HCP	AUS	EAS	CCS	SCC	SMA	SAL	IWA	ERC

	Lane 4	Lane 5	Lane 6	Lane 7	Lane 8	Lane 9	Lane 10	Lane 11	Lane 12
Hurdles	ERC	HCP	AUS	EAS	CCS	SCC	SMA	SAL	IWA
100 m	IWA	ERC	HCP	AUS	EAS	CCS	SCC	SMA	SAL

	1st	2nd	3rd	4th	5th	6th	7th	8th	9th
SP, D, J	SAL	IWA	ERC	HCP	AUS	EAS	CCS	SCC	SMA
LJ, HJ	SMA	SAL	IWA	ERC	HCP	AUS	EAS	CCS	SCC



AGE CLASSIFICATION

All ACC carnivals use one age cut-off date for age group classification. This date is 30th June.

Competitors are permitted to compete in one age group only, for all events. A competitor who qualifies to compete in U14 (i.e. was under 14 years of age on 30th June), but elects to compete in U15 for his or her FIRST EVENT, must remain in U15 for all other events, including relays.

The Junior and Senior age categories within each division of carnival are as follows.

	Junior	Senior
A, B, C, D, E & F Divisions	U13, U14 & U15	U16 & U19
G, H & I Divisions	U13 & U14	U15 & U19
J Division	U13 & U14	U19

POINTS ALLOCATION

	1st	2nd	3rd	4th	5th	6th	7th	8th	9th
DIV 1	13	12	11	10	9	8	7	6	5
DIV 2	9	8	7	6	5	4	3	2	1
RELAYS	24	22	20	18	16	14	12	10	8

TROPHIES

At all carnivals, trophies are awarded in the following 7 categories:

Junior Boys	Senior Boys	Aggregate Boys	Combined Aggregate
Junior Girls	Senior Girls	Aggregate Girls	

If a category has two schools with equal highest scores, the schools involved will share the trophy.

POST CARNIVAL

In conjunction with the 'Conditions of Participation', it is agreed that in the post carnival period the ACC management will additionally scrutinize all results from the ten carnivals. This stage of the scoring process represents the final determination of results. If points scores differ from those announced at the carnival the schools involved will be notified and minimum process used should any trophies need to be transferred. The final point tallies will be published on the ACC website and in the ACC Yearbook.



[instagram.com/accsport1](https://www.instagram.com/accsport1) #accsport

COMPETITION RULES

- All events are conducted under IAAF rules unless stated otherwise in this booklet or the athletics charter.
- Competitors are to compete under one registered number only. Their number must be written legibly on the back of their left hand.
- For all track events, competitors **MUST** report to the marshalling marquee before the event to register their name and number. Marshalling marquees are located adjacent to the start of the event type.
- If a competitor equals, but does not better the record, the record is considered as a shared record.
- Competitors are not to be inside the arena unless they are competing in an event.
- There is no limit to the number of events an individual competitor may compete in.
- Competitors are to be dressed in the official athletics uniform of their school. The Chief Referee has the power to disqualify a competitor who is not suitable dressed.
- A high jump competitor must at least clear the starting height to be awarded a place and therefore points.
- In relay events no student, coach or staff member is to be inside the arena. Athletes must remain on the outside of the track or in the marshalling marquee while waiting for their event.
- All throwing instruments are supplied. Personal throwing instruments are not to be used.
- Start Rule: Only one false start per race is allowed without the disqualification of the athlete(s) making the false start. Any athlete(s) making further false starts in the race shall be disqualified. Any competitor(s) responsible for the first false start will be warned. At the same time, all the other competitors will also be warned. Any athlete making a further false start will be immediately disqualified.
- Footwear must be worn by all competitors in all events. Spikes can be worn in all events except for discus and shot put. Spikes must conform to the following rules; 1. All spikes must be blunt Christmas Tree, Pyramid/Cone shaped. Sharp needle point spikes are not allowed; 2. Track spikes must not exceed 7mm and field spikes must not exceed 9mm, except for Javelin and High Jump which must not exceed 12mm.
- Crouch start and use of blocks are optional.

SIMULTANEOUS TRACK/FIELD COMPETITORS

- Field and track event athletes are permitted to leave the field and re-continue after having competed in the track event.
- Field event officials will only wait for the return of competitors up to 15 minutes after the start of the next event at that location. If it is the last event of the day at that site the official will wait 15 minutes after the last competitor.
- To avoid having to return to the field event, a competitor has the option of completing his/her three attempts in succession, outside of the normal tries order, except high jump.
- The “returning” competitor in high jump events must re-commence jumping at the current height.
- Track athletes can also use a “dummy” student to marshal for their track event if they are caught up at a field event.
- Competitors may only leave a field event if they have reported to the site and had their name and number registered in the event.

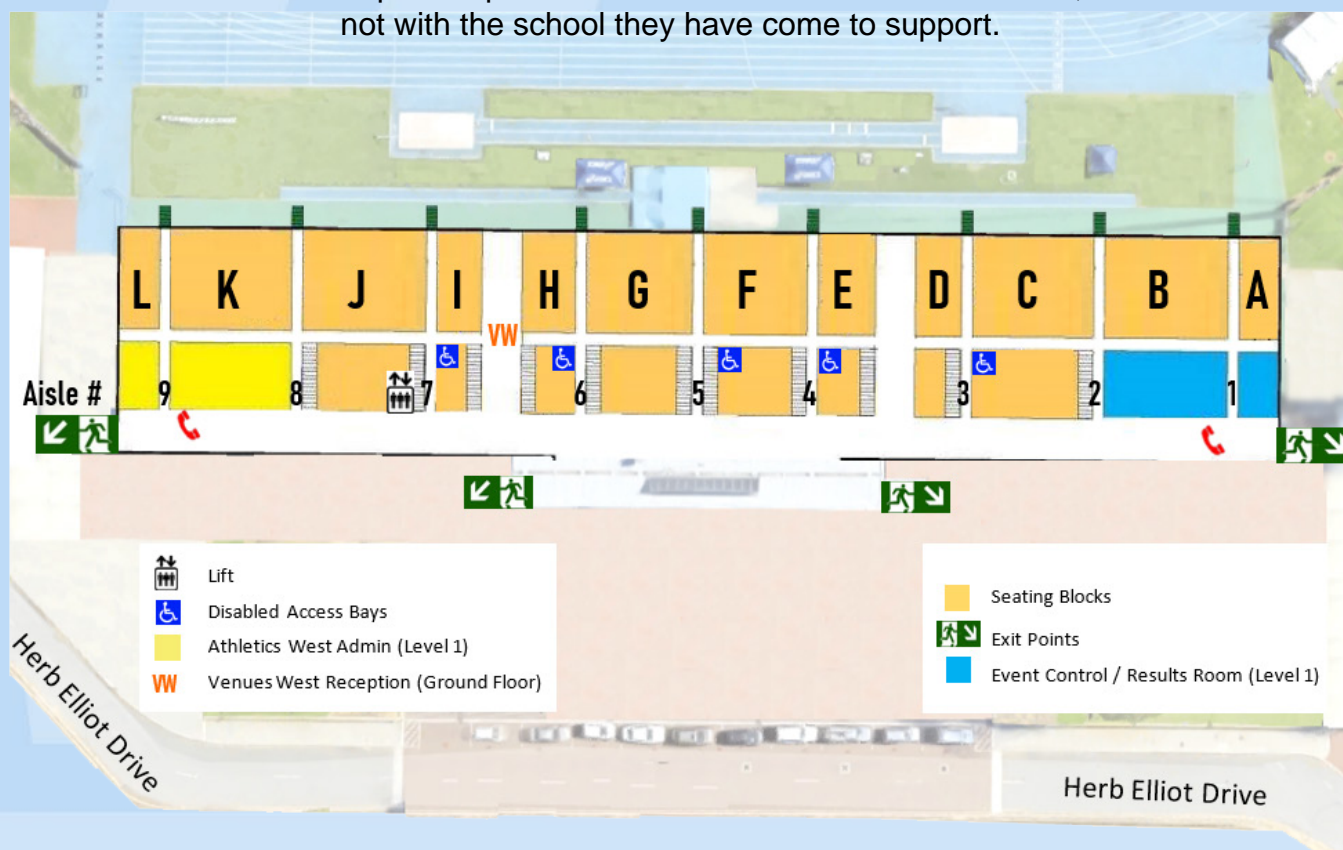
SEATING ALLOCATION

	Grandstand Block and number of seats (allow for natural boundaries)	Total Seats	Entry/ Exit Aisle	Competitor Shade Sail
Salvado	J 268 seats	268	7	18
Star of the Sea	H 110 seats	110	6	17
Southern Hills	G 200 seats	200	5	15 & 16
Edmund Rice	I 84 seats	84	7	13 & 14
International School	E 110 seats	110	4	11 & 12
Heritage	D 103 seats	103	3	9 & 10
<i>Esperance</i>	C 100 seats (front)	100	3	7 & 8
Cornerstone	B 100 seats (front)	100	2	5 & 6
Australian	A 104 seats	104	1	3 & 4
Parent/Public	B 100 seats (rear) / C 75 seats (rear) & VIP 75 seats / Grass Bank Sails 1 & 2	250	2	1 & 2
SPARE	K 200 seats / L 104seats / F237	541		

The number of seats in each block of the Grandstand is as follows:

A 104, B 200, C 250, D 103, E 110, F 237, G 200, H 110, I 84, J 268, K 200, L 104

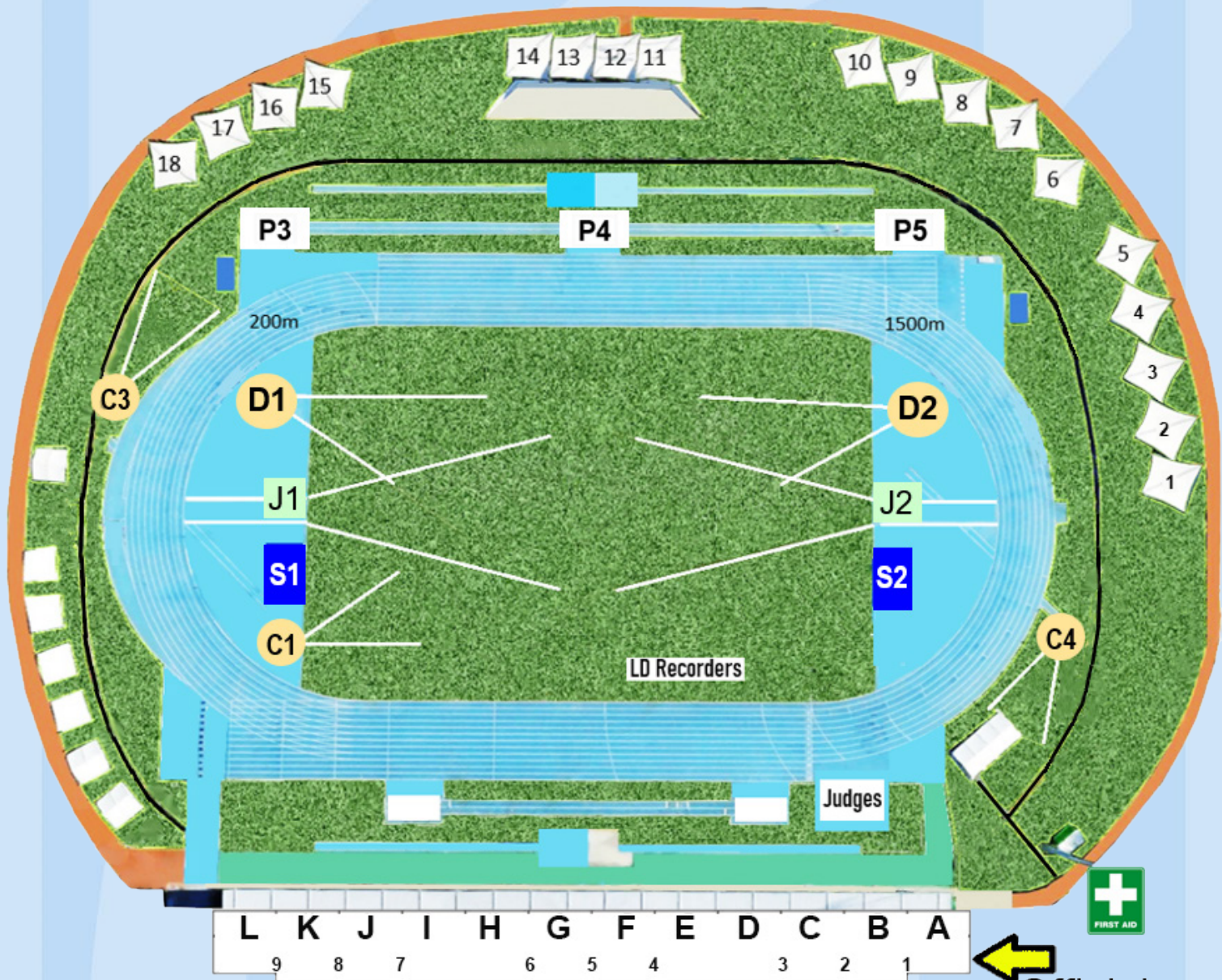
Parents/public spectators are to sit in their allocated block,
not with the school they have come to support.



ARENA LAYOUT

Key to Field Event Sites

Discus	D1, D2
Javelin	J1, J2
Shot Put Circles	C1, C3, C4
High Jump Stands	S1, S2
Long Jump Pits	P3, P4, P5



Note: Only event officials and students competing in events should be on the arena inside the fence.
All other students, staff members and spectators are to remain outside of the fencing and behind the rope barrier adjacent to the 100m track.

Officials
Check In
(Ground Floor)

WEIGHTS AND MEASURES

HIGH JUMP STARTING HEIGHTS (in metres)


In all carnival divisions, the starting height for division 2 competitors is stated below;

the starting height for division 1 competitors will be 5 cm higher.

All height increments will be 5 cm up until the final 3 competitors; then 3cm to the final top 3 places.

Carnival Division

	A	B, C & D	E & F	G	H	I	J
u13 Girls	1.10	1.10	1.10	1.05	1.05	1.00	1.00
u14 Girls	1.15	1.15	1.15	1.10	1.10	1.10	1.05
u15 Girls	1.20	1.20	1.15	1.15	1.15	1.05	
u16 Girls	1.25	1.20	1.15				
u19 Girls	1.25	1.25	1.20	1.15	1.10	1.10	1.05
u13 Boys	1.20	1.20	1.15	1.15	1.15	1.15	1.10
u14 Boys	1.30	1.30	1.25	1.20	1.20	1.15	1.15
u15 Boys	1.35	1.35	1.30	1.25	1.25	1.20	
u16 Boys	1.45	1.40	1.40				
u19 Boys	1.55	1.50	1.50	1.40	1.40	1.30	1.30



[instagram.com/accsport1](https://www.instagram.com/accsport1) #accsport

WEIGHTS AND MEASURES



THROWING EVENTS

Gender	Age	SHOT Weight Kg	JAVELIN Weight Kg	DISCUS Weight Kg
GIRLS	U13	3	400	750g
	U14	3	400	1
	U19	3	500	1
BOYS	U13	3	600	1
	U14	3	600	1
	U19	5	700	1.5



HURDLES

Gender	Age	Distance	Flights	Start	Between	Finish	Height
GIRLS	U13	80m	9	12m	7m	12m	76.2cm
	U14	80m	9	12m	7m	12m	76.2cm
	U19	100m	10	13m	8.5m	10.5m	76.2cm
BOYS	U13	80m	9	12m	7m	12m	76.2cm
	U14	90m	9	13m	8m	13m	76.2cm
	U19	110m	10	13.72m	9.14m	14.02m	91.4cm

CARNIVAL PROGRAM

Event							Curent Record			
#	Time	Gender	Age		Div	Site	Result	Year	Athlete	School
1	10:00	G	U13	High Jump	II	S1	1.57m	2022	Mila Joubert	Kingsway
2	10:00	G	U13	High Jump	I	S1				
3	10:00	G	U19	High Jump	II	S2	1.79m	2006	Zoe Timmers	St Stephen's, Duncraig
4	10:00	G	U19	High Jump	I	S2				
5	10:00	B	U13	Shot Put 3kg	II	C4	13.04m	2011	Jake Balestra	John Septimus Roe
6	10:00	B	U13	Shot Put 3kg	I	C4				
7	10:00	G	U13	Javelin 400g	II	J2	36.73m	2018	Siena Tonkin	Sacred Heart College
8	10:00	G	U13	Javelin 400g	I	J2				
9	10:00	B	U14	Discus 1kg	II	D1	48.10m	2019	R. Marchesi-Scott	Mazenod College
10	10:00	B	U14	Discus 1kg	I	D1				
11	10:00	G	U14	Long Jump	II	P3	5.46m	2013	Ashlee Glands	Kolbe College
12	10:00	G	U14	Long Jump	I	P3				
13	10:00	G	U19	Discus 1kg	II	D2	43.74m	1986	Vanessa French	St Brigid's
14	10:00	G	U19	Discus 1kg	I	D2				
15	10:00	B	U19	Javelin 700g	II	J1	65.86	2016	Jesse Schelfhout	La Salle College
16	10:00	B	U19	Javelin 700g	I	J1				
17	10:06	G	U13	1500m	II		04.41.94	2017	Rhianna Hepburn	St Mark's ACS
18	10:06	G	U13	1500m	I					
19	10:09	G	U13	80m Hurdles	I		00:13.14	2014	Sophie White	Tranby College
20	10:13	B	U13	1500m	II		04:34.12	2014	Luke Shaw	Kennedy Baptist
21	10:13	B	U13	1500m	I					
22	10:16	B	U13	80m Hurdles	I		00:12.73	2015	Ethan Luu	John Septimus Roe
23	10:20	G	U14	1500m	II		04.35.75	2021	Danielle Graham	Peter Moyes ACS
24	10:20	G	U14	1500m	I					
25	10:23	G	U14	80 m Hurdles	I		00:12.60	2015	Sophie White	Tranby College
26	10:27	B	U14	1500m	II		04.25.05	2015	Luke Shaw	Kennedy Baptist
27	10:27	B	U14	1500m	I					
28	10:30	B	U14	90 mHurdles	I		00.12.32	2016	Ethan Luu	John Septimus Roe
29	10:34	G	U19	1500m	II		04.41.62	2001	Aleisha Anderson	All Saints'
30	10:34	G	U19	1500m	I					
31	10:37	G	U19	100m Hurdles	I		00.13.89	2018	Sophie White	Tranby College
32	10:41	B	U19	1500m	II		03:56.28	2015	Matthew Ramsden	Kolbe College
33	10:41	B	U19	1500m	I					
34	10:53	B	U19	110m Hurdles	I		00.13.98	2009	Andrew Emsavana	CBC Fremantle

CARNIVAL PROGRAM


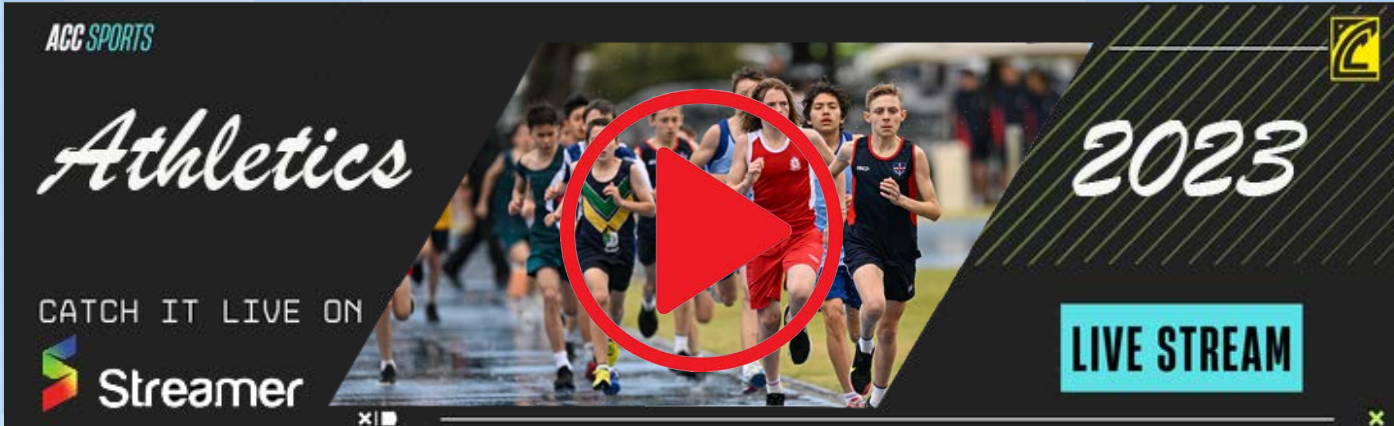
Event							Curent Record			
#	Time	Gender	Age		Div	Site	Result	Year	Athlete	School
35	11:00	G	U14	Shot Put 3kg	II	C3	13.45m	2021	Lauren Kelly	Corpus Christi
36	11:00	G	U14	Shot Put 3kg	I	C3				
37	11:00	B	U13	Javelin 600g	II	J1	44.61m	2015	Logan Foley	Prendiville
38	11:00	B	U13	Javelin 600g	I	J1				
39	11:00	G	U19	Javelin 500g	II	J2	42.69m	2022	Siena Tonkin	Sacred Heart
40	11:00	G	U19	Javelin 500g	I	J2				
41	11:00	B	U13	Discus 1kg	II	D1	35.88m	2015	Logan Foley	Prendiville
42	11:00	B	U13	Discus 1kg	I	D1				
43	11:00	B	U19	High Jump	II	S1	2.02m	2016	Johnathan Chegwiddden-Jack	Seton
44	11:00	B	U19	High Jump	I	S1				
45	11:00	B	U14	High Jump	II	S1	1.74m	1992	A Duplex & B Piggott	Bunbury CC
								2011	Joshua Rotham	St Mark's
46	11:00	B	U14	High Jump	I	S1		2016	Ethan Luu	John Septimus Roe
								2016	Aeden Hale	Mazenod College
47	11:00	G	U13	Discus 750g	II	D2	31.99m	2022	Madeline Pitt	Helena College
48	11:00	G	U13	Discus 750g	I	D2				
49	11:00	B	U13	Long Jump	II	P4	5.59m	2015	Ethan Luu	John Septimus Roe
50	11:00	B	U13	Long Jump	I	P4				
51	11:10	G	U13	200m	II		00:26.13	2019	Sienna Fillis	Corpus Christi
52	11:13	G	U13	200m	I					
53	11:16	B	U13	200m	II		00:24.38	2015	Ethan Luu	John Septimus Roe
54	11:19	B	U13	200m	I					
55	11:22	G	U14	200m	II		00:25.58	2018	Angel Turner	Kingsway CC
56	11:25	G	U14	200m	I					
57	11:28	B	U14	200m	II		00:23.65	2016	Ethan Luu	John Septimus Roe
58	11:31	B	U14	200m	I		00:23.65	2016	Ethan Luu	John Septimus Roe
59	11:34	G	U19	200m	II		00:24.50	2022	Angel Turner	Kingsway CC
60	11:37	G	U19	200m	I					
61	11:40	B	U19	200m	II		00:21.50	2009	Andrew Emsavana	CBC Fremantle
62	11:43	B	U19	200m	I					
63	11:57	G	U13	100m	II		00:12.74	2019	Sienna Fillis	Corpus Christi
64	11:58	G	U13	800m	II		02:18.99	2020	Danielle Graham	Quinns BC
65	11:58	G	U13	800m	I					
66	12:00	B	U19	Discus 1.5kg	II	D1	55.18m	2020	Etienne Rousseau	Kingsway
67	12:00	B	U19	Discus 1.5kg	I	D1				
68	12:00	B	U14	Javelin 600g	II	J1	51.98m	1986	A Frew	Mazenod
69	12:00	B	U14	Javelin 600g	I	J1				

CARNIVAL PROGRAM


Event							Curent Record			
#	Time	Gender	Age		Div	Site	Result	Year	Athlete	School
70	12:00	G	U19	Shot Put 3kg	II	C3	15.08m	1986	Vanessa French	St Brigid's College
71	12:00	G	U19	Shot Put 3kg	I	C3				
72	12:00	B	U13	High Jump	II	S2	1.67m	2015	Logan Foley	Prendiville College
73	12:00	B	U13	High Jump	I	S2				
74	12:00	G	U13	Shot Put 3kg	II	C4	11.00m	2022	Madeline Pitt	Helena College
75	12:00	G	U13	Shot Put 3kg	I	C4				
76	12:00	G	U19	Long Jump	II	P3	5.90m	2006	Larissa Perry	St Mark's ACS
77	12:00	G	U19	Long Jump	I	P3				
78	12:00	B	U14	Long Jump	II	P4	6.46m	2012	Jake Balestra	John Septimus Roe
79	12:00	B	U14	Long Jump	I	P4				
80	12:30	G	U14	Javelin 400g	II	J2	38.74m	2019	Siena Tonkin	Sacred Heart
81	12:30	G	U14	Javelin 400g	I	J2				
82	11:30	G	U14	Discus 1kg	II	D2	36.78m	1987	Claire Finucane	De Vialar
83	11:30	G	U14	Discus 1kg	I	D2				
84	12:30	G	U14	High Jump	II	S1	1.61m	2022	Daisy Brayshaw	Mater Dei
85	12:30	G	U14	High Jump	I	S1				
86	12:00	G	U13	100m	I		00:12.74	2019	Sienna Fillis	Corpus Christi
87	12:03	B	U13	100m	II		00.12.06	2015	Ethan Luu	John Septimus Roe
88	12:04	B	U13	800m	II		02:14.32	2014	Luke Shaw	Kennedy Baptist
89	12:04	B	U13	800m	I					
90	12:06	B	U13	100m	I		00.12.06	2015	Ethan Luu	John Septimus Roe
91	12:09	G	U14	100m	II		00.12.49	2018	Angel Turner	Kingsway CC
92	12:10	G	U14	800m	II		02.15.67	2017	Kayla Van Der Linden	Corpus Christi
93	12:10	G	U14	800m	I					
94	12:12	G	U14	100m	I		00.12.49	2018	Angel Turner	Kingsway CC
95	12:15	B	U14	100m	II		00.11.49	2016	Ethan Luu	John Septimus Roe
96	12:16	B	U14	800m	II		02.09.14	2006	Eoghan Curtin	John XXIII
97	12:16	B	U14	800m	I					
98	12:18	B	U14	100m	I		00.11.49	2016	Ethan Luu	John Septimus Roe
99	12:21	G	U19	100m	II		00.12.01	2006	Chandell Fretwell	Mandurah CC
100	12:22	G	U19	800m	II		02.08.62	1990	S Paterson	St Brigid's
101	12:22	G	U19	800m	I					
102	12:24	G	U19	100m	I		00.12.01	2006	Chandell Fretwell	Mandurah CC
103	12:27	B	U19	100m	II		00.10.68	2013	Christopher Miller	Kennedy BC
104	12:28	B	U19	800m	II		01.50.28	1983	Barry Acres	Servite
105	12:28	B	U19	800m	I					
106	12:30	B	U19	100m	I		00.10.68	2013	Christopher Miller	Kennedy BC

CARNIVAL PROGRAM

Event							Current Record			
#	Time	Gender	Age		Div	Site	Result	Year	Athlete	School
107	12:30	G	U13	Long Jump	II	P3	5.07m	2017	Angelica Turner	Kingsway CC
108		G	U13	Long Jump	I	P3				
109	12:30	B	U19	Long Jump	II	P4	7.04m	1958	J Baguley	CBC Fremantle
110		B	U19	Long Jump	I	P4		2021	Kye Brindle	Kennedy BC
111	12:30	B	U14	Shot Put 3kg	II	C3	16.54m	2019	Robert Marchesi-Scott	Mazenod College
112		B	U14	Shot Put 3kg	I	C3				
113	12:30	B	U19	Shot Put 5kg	II	C4	17.39m	2020	Tyler De Lacy	John Septimun Roe
114		B	U19	Shot Put 5kg	I	C4				
115	12:45	G	U13	400m	I		01:00.71	2016	Kayla Van Der Linden	Corpus Christi
116	12:48	B	U13	400m	I		00:55.81	2015	Ethan Luu	John Septimus Roe
117	12:51	G	U14	400m	I		00:58.71	2008	Brooke Pires-Parenzee	Santa Maria
118	12:54	B	U14	400m	I		00:54.05	2016	Ethan Luu	John Septimus Roe
119	12:57	G	U19	400m	I		00:56.55	2017	Alex Fraser	Kennedy Baptist
120	13:00	B	U19	400m	I		00:48.78	1983	Barry Acres	Servite
121	13:15	G	U13	Relay	I		00:53.72	2011		Newman
122	13:19	B	U13	Relay	I		00:51.05	2014		Kennedy Baptist
123	13:23	G	U14	Relay	I		00:52.26	2014		Lumen Christi
124	13:27	B	U14	Relay	I		00:48.54	2018		CBC Fremantle
125	13:31	G	U19	Relay	I		00:49.37	1981		John XXIII
126	13:35	B	U19	Relay	I		00:43.62	2019		St Norbert College

CATCH IT LIVE ON



LIVE STREAM

PROGRAM - BY AGE GROUP

U13 Girls

Event	Time	Event	Div	Site
1	10:00	High Jump	II	S1
2	10:00	High Jump	I	S1
7	10:00	Javelin 400g	II	J2
8	10:00	Javelin 400g	I	J2
17	10:06	1500m	II	
18	10:06	1500m	I	
19	10:09	80m Hurdles	I	
47	11:00	Discus 750g	II	D2
48	11:00	Discus 750g	I	D2
51	11:10	200m	II	
52	11:13	200m	I	
63	11:57	100m	II	
64	11:58	800m	II	
65	11:58	800m	I	
74	12:00	Shot Put 3kg	II	C4
75	12:00	Shot Put 3kg	I	C4
86	12:00	100m	I	
107	12:30	Long Jump	II	P3
108	12:30	Long Jump	I	P3
115	12:45	400m	I	
121	13:15	Relay	I	

U13 Boys

Event	Time	Event	Div	Site
5	10:00	Shot Put 3kg	II	C4
6	10:00	Shot Put 3kg	I	C4
20	10:13	1500m	II	
21	10:13	1500m	I	
22	10:16	80m Hurdles	I	
37	11:00	Javelin 600g	II	J1
38	11:00	Javelin 600g	I	J1
41	11:00	Discus 1kg	II	D1
42	11:00	Discus 1kg	I	D1
49	11:00	Long Jump	II	P4
50	11:00	Long Jump	I	P4
53	11:16	200m	II	
54	11:19	200m	I	
72	12:00	High Jump	II	S2
73	12:00	High Jump	I	S2
87	12:03	100m	II	
88	12:04	800m	II	
89	12:04	800m	I	
90	12:06	100m	I	
116	12:48	400m	I	
122	13:19	Relay	I	

U14 Girls

Event	Time	Event	Div	Site
11	10:00	Long Jump	II	P3
12	10:00	Long Jump	I	P3
23	10:20	1500m	II	
24	10:20	1500m	I	
25	10:23	80m Hurdles	I	
35	11:00	Shot Put 3kg	II	C3
36	11:00	Shot Put 3kg	I	C3
55	11:22	200m	II	
56	11:25	200m	I	
80	12:00	Javelin 400g	II	J2
81	12:00	Javelin 400g	I	J2
82	12:00	Discus 1kg	II	D2
83	12:00	Discus 1kg	I	D2
84	12:00	High Jump	II	S1
85	12:00	High Jump	I	S1
91	12:09	100m	II	
92	12:10	800m	II	
93	12:10	800m	I	
94	12:12	100m	I	
117	12:51	400m	I	
123	13:23	Relay	I	

U14 Boys

Event	Time	Event	Div	Site
9	10:00	Discus 1kg	II	D1
10	10:00	Discus 1kg	I	D1
26	10:27	1500m	II	
27	10:27	1500m	I	
28	10:30	90m Hurdles	I	
45	11:00	High Jump	II	S2
46	11:00	High Jump	I	S2
57	11:28	200m	II	
58	11:31	200m	I	
68	12:00	Javelin 600g	II	J1
69	12:00	Javelin 600g	I	J1
78	12:00	Long Jump	II	P4
79	12:00	Long Jump	I	P4
95	12:15	100m	II	
96	12:16	800m	II	
97	12:16	800m	I	
98	12:18	100m	I	
111	12:30	Shot Put 3kg	II	C3
112	12:30	Shot Put 3kg	I	C3
118	12:54	400m	I	
124	13:27	Relay	I	

PROGRAM - BY AGE GROUP

U19 Girls

Event	Time	Event	Div	Site
3	10:00	High Jump	II	S2
4	10:00	High Jump	I	S2
13	10:00	Discus 1kg	II	D2
14	10:00	Discus 1kg	I	D2
29	10:34	1500m	II	
30	10:34	1500m	I	
31	10:37	100m Hurdles	I	
39	11:00	Javelin 500g	II	J2
40	11:00	Javelin 500g	I	J2
59	11:34	200m	II	
60	11:37	200m	I	
70	12:00	Shot Put 3kg	II	C3
71	12:00	Shot Put 3kg	I	C3
76	12:00	Long Jump	II	P3
77	12:00	Long Jump	I	P3
99	12:21	100m	II	
100	12:22	800m	II	
101	12:22	800m	I	
102	12:24	100m	I	
119	12:57	400m	I	
125	13:31	Relay	I	

U19 Boys

Event	Time	Event	Div	Site
15	10:00	Javelin 700g	II	J1
16	10:00	Javelin 700g	I	J1
32	10:41	1500m	II	
33	10:41	1500m	I	
34	10:53	110m Hurdles	I	
43	11:00	High Jump	II	S1
44	11:00	High Jump	I	S1
61	11:40	200m	II	
62	11:43	200m	I	
66	12:00	Discus 1.5kg	II	D1
67	12:00	Discus 1.5kg	I	D1
103	12:27	100m	II	
104	12:28	800m	II	
105	12:28	800m	I	
106	12:30	100m	I	
109	12:30	Long Jump	II	P4
110	12:30	Long Jump	I	P4
113	12:30	Shot Put 5kg	II	C4
114	12:30	Shot Put 5kg	I	C4
120	13:00	400m	I	
126	13:35	Relay	I	



***Follow us on Instagram for photos,
video reels and other updates.***

[instagram.com/accsport1](https://www.instagram.com/accsport1)



ACC SPORTS



ATHLETICS

2023 DIVISIONALS

LIVE STREAM

CATCH IT LIVE & FREE

30 AUG TO 15 SEP 2023



Streamer

GET THE LINK FROM YOUR SCHOOL



Notes



The free ACC Sport app is the official mobile application of the Associated & Catholic Colleges of WA.

Download it from your app store for event programs, results, photos & more.



Real-time results can also be viewed via the *Meet Mobile: Track & Field* app.





Results History



A History of Results of the ACC annual divisional carnivals from 1942 to 2022 can be viewed on the ACC website. Scanning this QR code will take you there.

2022 Divisional Carnival Winners

A division	Sacred Heart College
B division	St Mark's ACS
C division	Mater Dei College
D division	Kolbe Catholic College
E division	Swan Christian College
F division	Providence Christian College
G division	Mother Teresa Catholic College
H division	St James' Anglican School
I division	Austin Cove Baptist College
J division	St John Bosco College



CARNIVAL DIVISIONS 2023

A DIVISION - Wednesday 13 September

CBC Fremantle
Chisholm College
Corpus Christi College
John XXIII College
Mazenod College
Mercedes College
Newman College
Peter Moyes ACS
Sacred Heart College
St Brigid's

C DIVISION - Monday 11 September

All Saints' College
Emmanuel Catholic College
Guildford Grammar School
Kolbe Catholic College
Mandurah Catholic College
Quinns Baptist College
Seton Catholic College
St Norbert College

E DIVISION - Wednesday 6 September

Carey Baptist College, Harrisdale
Georgiana Molloy Anglican School
Helena College
Mandurah Baptist College
Providence Christian College
Servite College
St Mary MacKillop College
Ursula Frayne Catholic College

G DIVISION - Monday 4 September

Living Waters Lutheran College
Peter Carnley ACS
Rehoboth Christian College
South Coast Baptist College
St George's AGS
St James' Anglican School
St Joseph's College, Albany
Tranby College

I DIVISION - Thursday 31 August

Alkimos Baptist College
Carey Baptist College, Forrestdale
Fremantle Christian College
Geraldton Christian College
Immaculate Heart College
St Andrew's Grammar
St John Bosco College
The King's College

B DIVISION - Thursday 14 September

Irene McCormack CC
John Septimus Roe ACS
Lake Joondalup Baptist College
Mater Dei College
Nagle Catholic College
Prendiville Catholic College
St Mark's ACS
St Stephen's School, Duncraig

D DIVISION - Friday 15 September

Aranmore Catholic College
John Paul College
Kennedy Baptist College
Kingsway Christian College
La Salle College
Lumen Christi College
Mercy College
Swan Christian College

F DIVISION - Tuesday 5 September

Bunbury Cathedral Grammar School
Court Grammar School
Frederick Irwin Anglican School
Holy Cross College
John Wollaston Anglican School
Mother Teresa Catholic College
St Stephen's School, Carramar
Swan Valley ACS

H DIVISION - Friday 1 September

Austin Cove Baptist College
Dale Christian School
Ellenbrook Christian College
Emmanuel Christian Community School
Foundation Christian College
Grace Christian School
Mundaring Christian College
St Joseph's School, Northam

J DIVISION - Wednesday 30 August

Australian Christian College
Cornerstone Christian College
Edmund Rice College
Esperance ACS
Heritage College Perth
International School of WA
Salvado Catholic College
Southern Hills Christian College
St Mary Star of the Sea